



GOV.LA.GOV/CORONAVIRUS | **STAY HOME, Y'ALL.**



- Statewide Case Info
- Incident 20-018 PDAs (IA)
- Incident 20-017 PDAs (IA)
- Incident 20-016 PDAs (IA)
- Primary PPE Distribution
- Medical Monitoring
- Testing Sites
- School Meal Status
- Building Inspections
- PPE: Masks
- PPE: Face/Eye Shields



COVID-19 Louisiana Case Info

Louisiana GOHSEP GIS

STATE LAB TESTS

7,516

COMMERCIAL TESTS

139,473

CASES REPORTED

27,068

DEATHS

1,697

RECOVERIES

17,303

U.S. STATES: CASES PER CAPITA

5. Rhode Island

Population: 1,059,361
Percent Infected: 0.6324%

6. Louisiana

Population: 4,648,794
Percent Infected: 0.5823%

7. District of Columbia

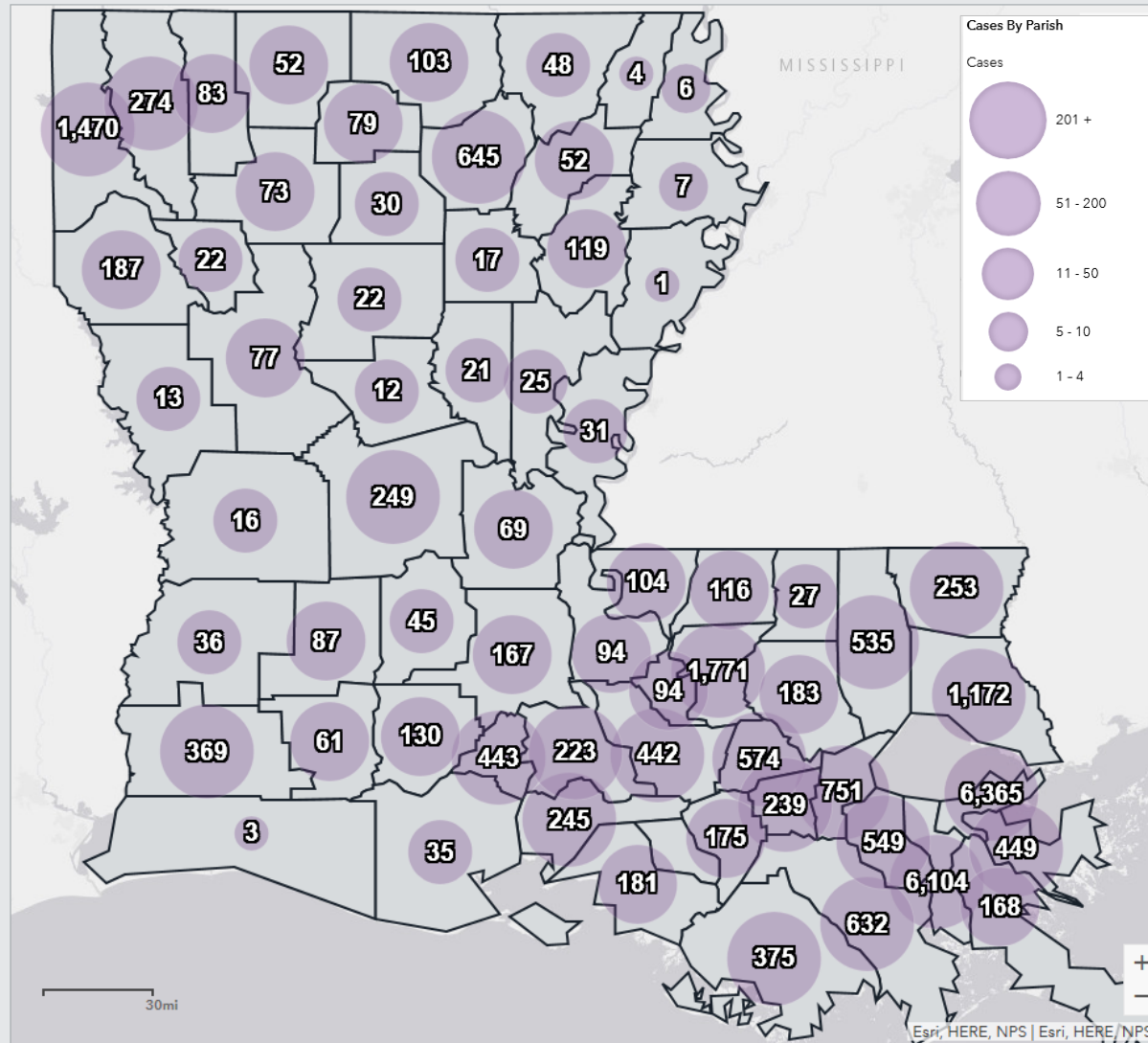
Population: 705,749
Percent Infected: 0.4999%

8. Michigan

Population: 9,986,857
Percent Infected: 0.3668%

NATIONAL RANK

6



CURRENT HOSPITALIZATION INFO

COVID+ PATIENTS

1,683

NOT ON VENT

1,421

ON VENTILATOR

262

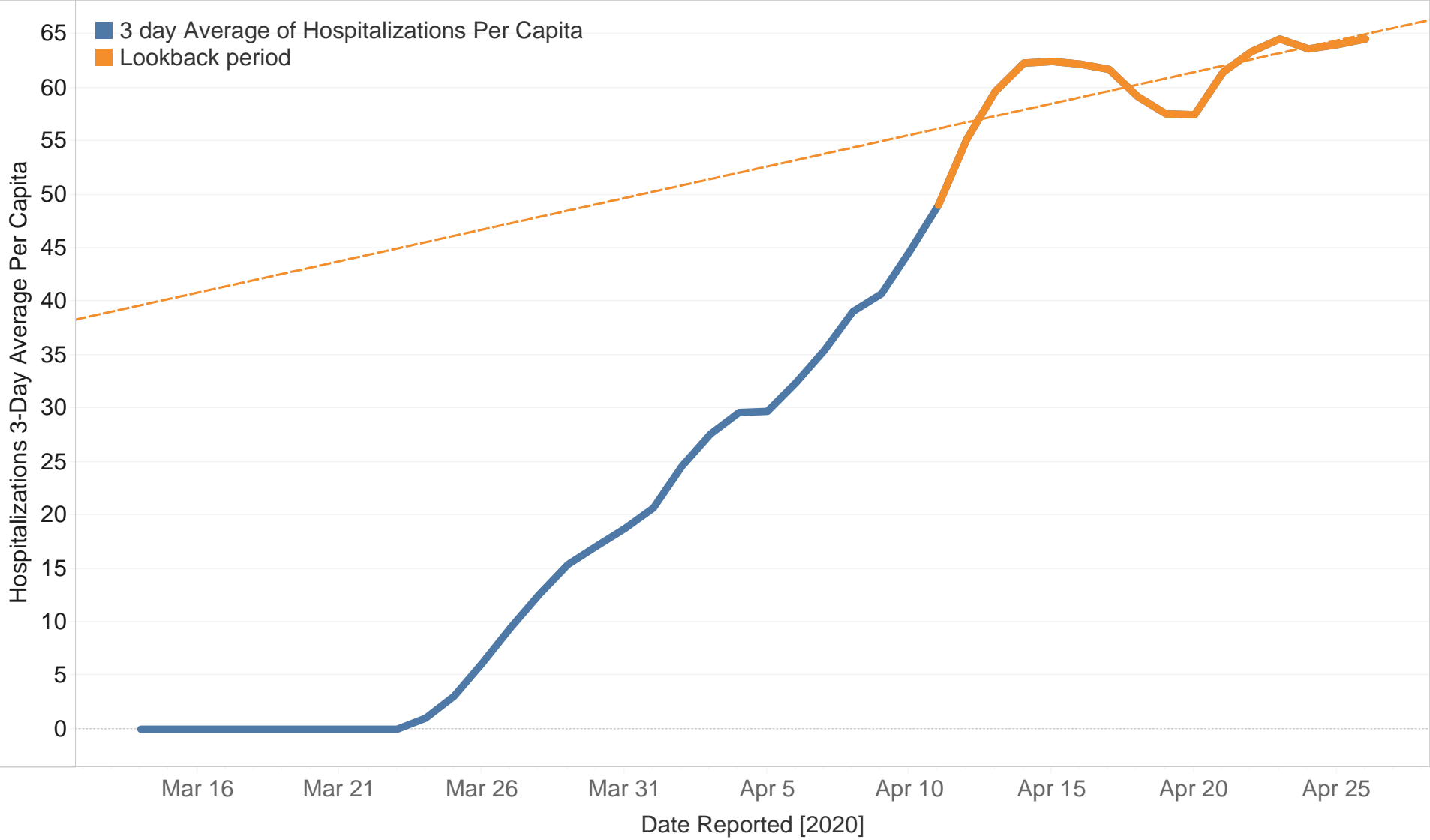
PATIENTS UNDER INVESTIGATION

217

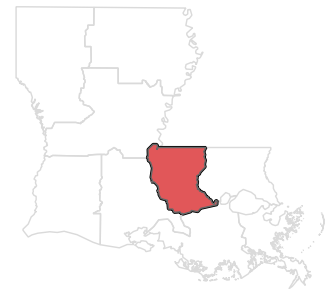


Region	COVID-like Illnesses	Cases	Hospitalizations
STATE	Decreasing	Decreasing	Decreasing
Region 1 (New Orleans)	Decreasing	Decreasing	Decreasing
Region 2 (Baton Rouge)	Decreasing	Increasing	Increasing
Region 3 (South Central)	Decreasing	Decreasing	Decreasing
Region 4 (Acadiana)	Decreasing	Increasing	Decreasing
Region 5 (Southwest)	Decreasing	Decreasing	Plateau
Region 6 (Central)	Decreasing	Decreasing	Decreasing
Region 7 (Shreveport/Bossier)	Decreasing	Decreasing	Plateau
Region 8 (Monroe)	Decreasing	Increasing	Increasing
Region 9 (Northshore)	Decreasing	Plateau	Decreasing

Hospitalizations Per Capita | Region 2



Regions



© Mapbox © OSM

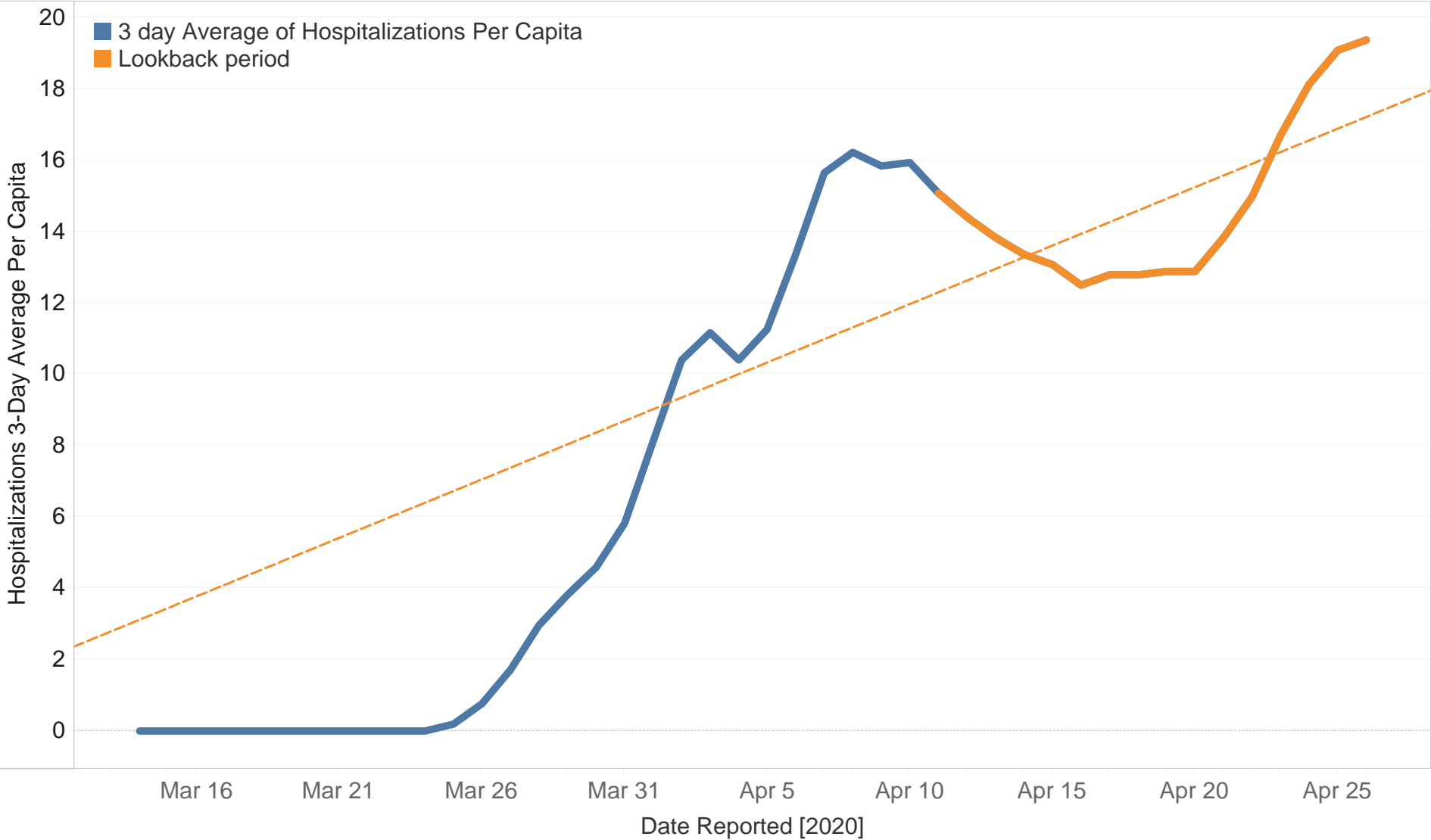
Select a region to see data specific for that region.
Select again to show all.

LookbackPeriod (Days)

- ☒ 14
- ☐ 21

Includes persons hospitalized with a positive COVID19 test. Values are per 100,000 people

Hospitalizations Per Capita | Region 8



Regions

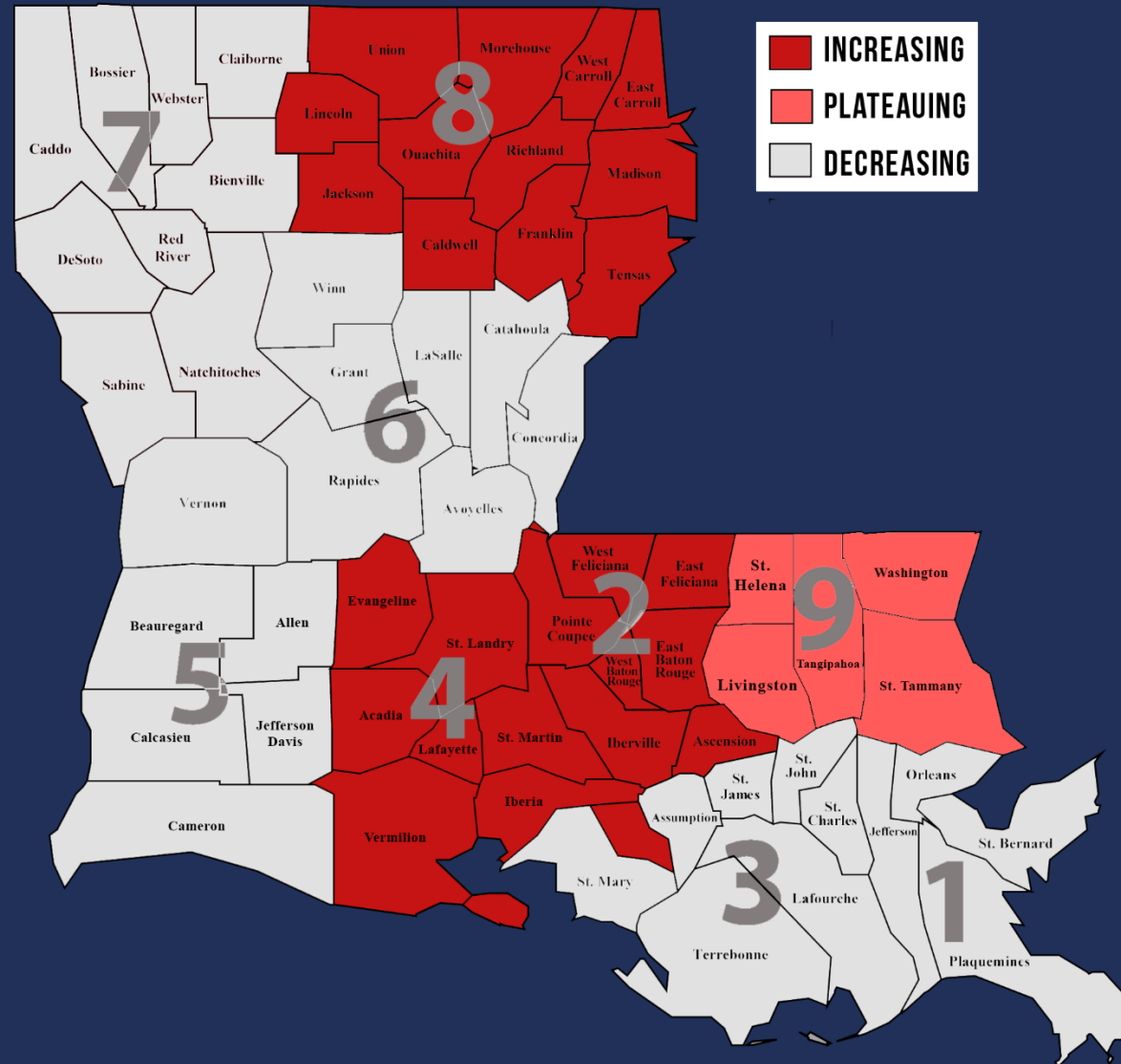


Select a region to see data specific for that region.
Select again to show all.

LookbackPeriod (Days)
☒ 14
☐ 21

Includes persons hospitalized with a positive COVID19 test. Values are per 100,000 people

CASES OVER 14 DAYS



CORONAVIRUS.LA.GOV

**Text LACOVID to 67283 to opt
in to texts from the Governor**